


LU4A

HW - LAME PER IL TAGLIO DI MATERIALI PLASTICI T.C.T. SAWBLADES TO CUT PLASTIC MATERIALS

Rif. LU30M



D mm	B mm	b mm	d mm	Z	FORI TRASCINAMENTO PIN HOLES	CODICE CODE
250	2,8	2,2	30	80	FT01	LU4A 0100 ●
300	2,8	2,2	30	96	FT01	LU4A 0200 ●

FT01 = 2/7/42 + 2/9/46,4 + 2/10/60

> **Impiego:** Lame con mordente negativo adatto per il taglio di materiali plastici. Per un taglio corretto la lama deve sporgere di circa 30 mm sul materiale da tagliare.

Macchine: Seghe circolari, macchine portatili.

Caratteristiche: Piano-trapezoidale con angolo di taglio negativo. Le particolari dimensioni dei denti permettono un taglio con perfetta finitura senza fusione e senza rigatura del materiale.

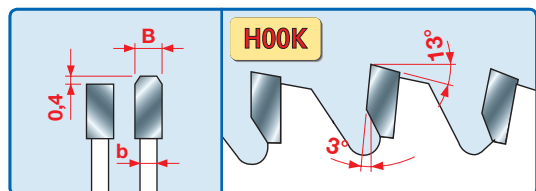
Materiale: Materiale plastico, plexiglas.

> **Application:** Blades with negative wood stain that is suitable to cut plastic materials. In order to cut in a correct way, the sawblade has to stick out approximately 30 mm over the material to be cut.

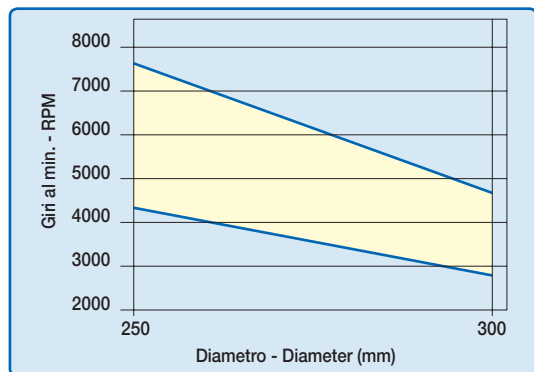
Machines: Circular saws, portable machines.

Features: Flat-triple chip tooth with negative cutting angle. The specific size of the teeth allows cutting with perfect finishing, without melting and scratching the material.

Material: Plastic materials, plexiglas.



CARATTERISTICHE DEL DENTE - TOOTH'S FEATURES



Fascia del N. giri minimo e massimo consigliati in funzione del diametro della lama.
Minimum and maximum RPM based on the blade diameter.

	SUFFICIENTE SUFFICIENT	BUONO GOOD	OTTIMO EXCELLENT
PLEXIGLAS PLEXIGLAS	[Progressive bar from blue to red]		
MATERIALI PLASTICI PLASTIC MATERIALS	[Progressive bar from blue to red]		

LU4B

HW - LAME PER IL TAGLIO DI PLASTICA E PLEXIGLAS - SP. SOTTILE T.C.T. SAWBLADES TO CUT PLASTIC MATERIALS AND PLEXIGLAS - THIN KERF



D mm	B mm	b mm	d mm	Z	FORI TRASCINAMENTO PIN HOLES	CODICE CODE
178	1,5	1,0	25,4	80		LU4B 0500 ●
203	2,0	1,4	25,4	90		LU4B 0100 ●
230	2,2	1,6	25,4	100		LU4B 0200 ○
250	2,2	1,6	30	100	FT01	LU4B 0300 ●
255	2,2	1,6	25,4	100		LU4B 0400 ●

FT01 = 2/7/42 + 2/9/46,4 + 2/10/60

> Impiego: Per la sezionatura in singolo di pannelli in materiale plastico e plexiglas. Lo spessore di taglio ridotto facilita l'avanzamento del pezzo da lavorare e ottimizza l'impiego su macchine a bassa potenza.

Macchine: Seghe circolari, macchine portatili.

Caratteristiche: Dentatura Piano - Alterna a 10°, con assiale a 5° e angolo di taglio positivo. La particolare forma del dente garantisce un'ottima finitura e durata di taglio.

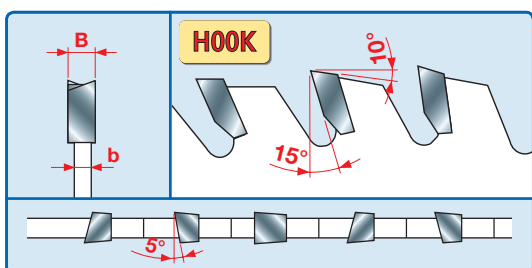
Materiale: Materiale plastico, plexiglas.

> Application: To size Plexiglas and plastic material panels. The reduced cutting height makes workpiece feeding easier and optimises its employment in low-power machines.

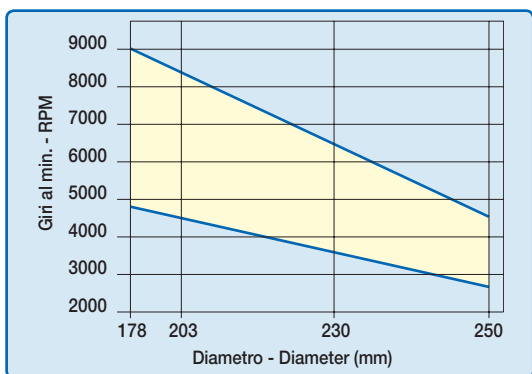
Machines: Circular saws, portable machines.

Features: Flat - ATB 10° tooth with 5° shear angle and positive cutting angle. The specific shape of the tooth assures an excellent finishing and cutting life.

Material: Plastic materials, plexiglas.



CARATTERISTICHE DEL DENTE - TOOTH'S FEATURES



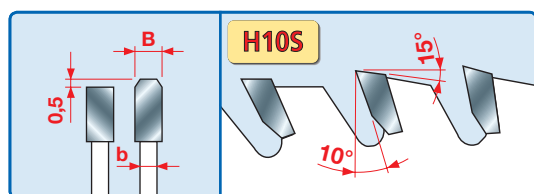
Fascia del N. giri minimo e massimo consigliati in funzione del diametro della lama.
Minimum and maximum RPM based on the blade diameter.

	SUFFICIENTE SUFFICIENT	BUONO GOOD	OTTIMO EXCELLENT
PLEXIGLAS PLEXIGLAS	[Progressive bar from blue to red]		
MATERIALI PLASTICI PLASTIC MATERIALS	[Progressive bar from blue to red]		

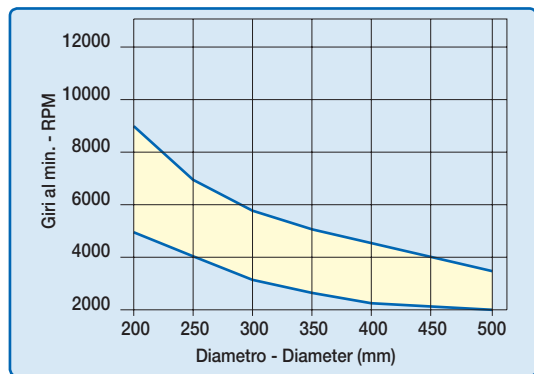
LU5A

HW - LAME PER IL TAGLIO DI METALLI NON FERROSI T.C.T. SAWBLADES TO CUT NON-FERROUS METALS

Rif. LU21M



CARATTERISTICHE DEL DENTE - TOOTH'S FEATURES



Fascia del N. giri minimo e massimo consigliati in funzione del diametro della lama.
Minimum and maximum RPM based on the blade diameter.

D mm	B mm	b mm	d mm	Z	FORI TRASCINAMENTO PIN HOLES	CODICE CODE
200	2,8	2,2	30	54		LU5A 0100 ○
250	3,5	3,0	30	60	FT01	LU5A 0200 ●
250	3,5	3,0	32	60	2/11/63	LU5A 0300 ●
275	3,5	3,0	40	68	2/9/55+4/12/64	LU5A 0400 ○
300	3,5	3,0	30	72	FT01	LU5A 0500 ●
300	3,5	3,0	32	72	2/11/63	LU5A 0600 ●
300	3,5	3,0	40	72	2/9/55+4/12/64	LU5A 0700 ○
330	3,5	3,0	30	84	FT01	LU5A 0800 ○
330	3,5	3,0	32	84	2/11/63	LU5A 0900 ○
350	3,5	3,0	30	84	FT01	LU5A 1000 ●
350	3,5	3,0	32	84	2/11/63	LU5A 1100 ●
350	3,5	3,0	40	84	2/9/55+4/12/64	LU5A 1200 ○
370	3,5	3,0	30	90		LU5A 1300 ○
370	3,5	3,0	50	90	4/15/80	LU5A 1400 ○
380	3,5	3,0	32	96	2/11/63	LU5A 1500 ○
400	3,5	3,0	30	96	2/11/63	LU5A 1600 ●
400	3,5	3,0	32	96	2/11/63	LU5A 1700 ●
400	3,5	3,0	40	96	2/12/64+2/15/80	LU5A 1800 ○
400	3,5	3,0	50	96	4/15/80	LU5A 1900 ○
420	3,5	3,0	30	96	2/11/70	LU5A 2000 ○
450	4,0	3,2	30	108		LU5A 2100 ●
450	4,0	3,2	32	108	2/11/63	LU5A 2200 ●
450	4,0	3,2	40	108	2/12/64+2/15/80	LU5A 2300 ○
450	4,0	3,2	50	108	4/15/80	LU5A 2400 ○
500	4,0	3,2	30	120	2/10,5/70	LU5A 2500 ●
500	4,0	3,2	32	120	2/11/63	LU5A 2600 ●
500	4,0	3,2	50	120	4/15/80	LU5A 2700 ○

FT01= 2/7/42 + 2/9/46,4 + 2/10/60

- > **Impiego:** Per il taglio di trafilati pieni con spessore da 2 a 10 mm.
- Machines:** Troncatrici singole o doppie con bloccaggio meccanico del pezzo.
- Caratteristiche:** Piano-trapezoidale con angolo di taglio positivo.
- Materiale:** Alluminio e metalli non ferrosi.
- > **Application:** To cut solid drawn products with a thickness included between 2 and 10 mm.
- Machines:** Single or double mitre saws with mechanical clamping of the piece.
- Features:** Flat-triple chip tooth with positive cutting angle.
- Material:** Aluminium and non-ferrous metals.

SUFFICIENTE SUFFICIENT	BUONO GOOD	OTTIMO EXCELLENT

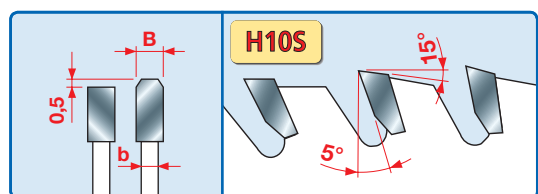

METALLI NON FERROSI
NON-FERROUS METALS



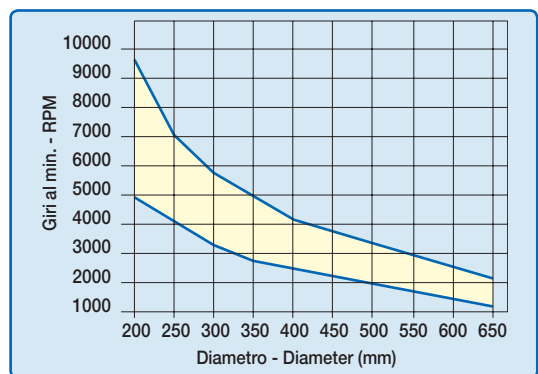

LU5B

HW - LAME PER IL TAGLIO DI METALLI NON FERROSI T.C.T. SAWBLADES TO CUT NON-FERROUS METALS

Rif. LU22M - LU23M



CARATTERISTICHE DEL DENTE - TOOTH'S FEATURES



Fascia del N. giri minimo e massimo consigliati in funzione del diametro della lama.
Minimum and maximum RPM based on the blade diameter.

D mm	B mm	b mm	d mm	Z	FORI TRASCINAMENTO PIN HOLES	CODICE CODE
200	2,8	2,2	30	64		LU5B 0100 ○
250	3,5	3,0	30	80	FT01	LU5B 0200 ●
250	3,5	3,0	32	80	2/11/63	LU5B 0300 ●
275	3,5	3,0	40	84	2/9/55+4/12/64	LU5B 0400 ○
300	3,5	3,0	30	88	FT01	LU5B 0500 ●
300	3,5	3,0	32	88	2/11/63	LU5B 0600 ●
300	3,5	3,0	40	88	2/9/55+4/12/64	LU5B 0700 ○
300	3,5	3,0	30	96	FT01	LU5B 0800 ●
300	3,5	3,0	32	96	2/11/63	LU5B 0900 ●
300	3,5	3,0	40	96	2/9/55+4/12/64	LU5B 1000 ○
330	3,5	3,0	30	104	FT01	LU5B 1100 ○
330	3,5	3,0	32	104	2/11/63	LU5B 1200 ○
350	3,5	3,0	30	96	FT01	LU5B 1300 ●
350	3,5	3,0	32	96	2/11/63	LU5B 1400 ●
350	3,5	3,0	40	96	2/9/55+4/12/64	LU5B 1500 ○
350	3,5	3,0	30	108	FT01	LU5B 1600 ●
350	3,5	3,0	32	108	2/11/63	LU5B 1700 ●
350	3,5	3,0	40	108	2/9/55+4/12/64	LU5B 1800 ○
370	3,5	3,0	30	112		LU5B 1900 ○
370	3,5	3,0	50	112	4/15/80	LU5B 2000 ○
380	3,5	3,0	32	112	2/11/63	LU5B 2100 ○
400	3,5	3,0	30	120		LU5B 2200 ●
400	3,5	3,0	32	120	2/11/63	LU5B 2300 ●
400	3,5	3,0	40	120	2/12/64+2/15/80	LU5B 2400 ○
400	3,5	3,0	50	120	4/15/80	LU5B 2500 ○
420	3,5	3,0	30	120	2/11/70	LU5B 2600 ○
450	4,0	3,2	30	128		LU5B 2700 ●
450	4,0	3,2	32	128	2/11/63	LU5B 2800 ●
450	4,0	3,2	40	128	2/12/64+2/15/80	LU5B 2900 ○
450	4,0	3,2	50	128	4/15/80	LU5B 3000 ○
500	4,0	3,2	30	140	2/10,5/70	LU5B 3100 ●
500	4,0	3,2	32	140	2/11/63	LU5B 3200 ●
500	4,0	3,2	50	140	4/15/80	LU5B 3300 ○
500	4,0	3,2	80	140	6/7/100	LU5B 3400 ○
550	4,2	3,5	30	148	2/11/63	LU5B 3500 ○
550	4,2	3,5	32	148	2/11/63	LU5B 3800 ○
600	4,6	3,8	30	156		LU5B 3600 ○
630	4,6	3,8	40	160		LU5B 3700 ○

FT01= 2/7/42 + 2/9/46,4 + 2/10/60

- > **Impiego:** Per il taglio di profilati e tubolari con spessore da 2 a 5 mm e di pannelli polimerici fino a 20 mm.
- Macchine:** Troncatrici singole o doppie con bloccaggio meccanico del pezzo.
- Caratteristiche:** Piano-trapezoidale con angolo di taglio positivo.
- Materiale:** Alluminio e metalli non ferrosi, materiali polimerici
- > **Application:** To cut drawn products and tubes with a thickness included between 2 and 5 mm, as well as polymeric panels up to 20 mm.
- Machines:** Single or double mitre saws with mechanical clamping of the piece.
- Features:** Flat-triple chip tooth with positive cutting angle.
- Material:** Aluminium and non-ferrous metals, polymeric materials.

METALLI
NON FERROSI
NON-FERROUS
METALS

SUFFICIENTE SUFFICIENT	BUONO GOOD	OTTIMO EXCELLENT

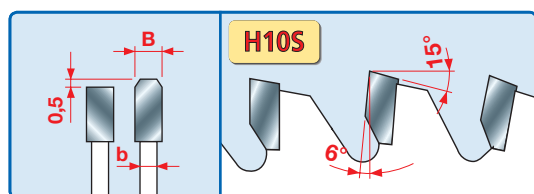

freud



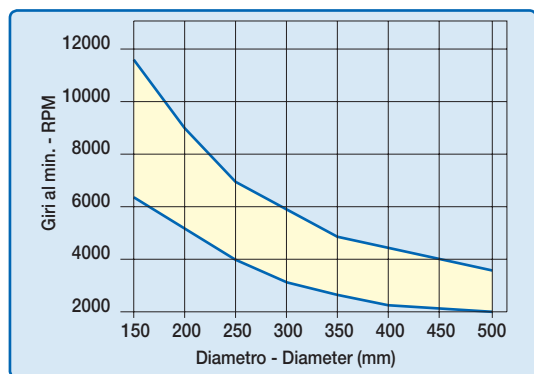

DISPONIBILE A MAGAZZINO - STOCK ITEMS



PROSSIMAMENTE A MAGAZZINO - COMING SOON



CARATTERISTICHE DEL DENTE - TOOTH'S FEATURES



Fascia del N. giri minimo e massimo consigliati in funzione del diametro della lama.

Minimum and maximum RPM based on the blade diameter.

D mm	B mm	b mm	d mm	Z	FORI TRASCINAMENTO PIN HOLES	CODICE CODE
180	2,8	2,2	20	42		LU5C 0100 ○
180	2,8	2,2	30	42		LU5C 0200 ○
200	2,8	2,2	30	48		LU5C 0300 ○
250	3,5	3,0	30	54		LU5C 0400 ○
250	3,5	3,0	32	54	2/11/63	LU5C 0500 ○
275	3,5	3,0	40	60		LU5C 0600 ○
300	3,5	3,0	30	72	FT01	LU5C 0700 ○
300	3,5	3,0	32	72	2/11/63	LU5C 0800 ○
300	3,5	3,0	40	72	2/9/55+4/12/64	LU5C 0900 ○
330	3,5	3,0	30	80		LU5C 1000 ○
330	3,5	3,0	32	80	2/11/63	LU5C 1100 ○
350	3,5	3,0	30	84	FT01	LU5C 1200 ○
350	3,5	3,0	32	84	2/11/63	LU5C 1300 ○
350	3,5	3,0	40	84	2/9/55+4/12/64	LU5C 1400 ○
370	3,5	3,0	30	90		LU5C 1500 ○
370	3,5	3,0	50	90	4/15/80	LU5C 1600 ○
380	3,5	3,0	32	96	2/11/63	LU5C 1700 ○
400	3,5	3,0	30	96	2/11/70	LU5C 1800 ○
400	3,5	3,0	32	96	2/11/63	LU5C 1900 ○
400	3,5	3,0	40	96	2/15/80+2/12/64	LU5C 2000 ○
400	3,5	3,0	50	96	4/15/80	LU5C 2100 ○
420	4,0	3,2	30	96		LU5C 2200 ○
420	4,0	3,2	40	96		LU5C 2300 ○
450	4,0	3,2	30	108		LU5C 2400 ○
450	4,0	3,2	32	108	2/11/63	LU5C 2500 ○
450	4,0	3,2	40	108	2/15/80+2/12/64	LU5C 2600 ○
450	4,0	3,2	50	108	4/15/80	LU5C 2700 ○
500	4,0	3,2	30	120		LU5C 2800 ○
500	4,0	3,2	32	120	2/11/63	LU5C 2900 ○
500	4,0	3,2	50	120	4/15/80	LU5C 3000 ○

FT01= 2/7/42 + 2/9/46,4 + 2/10/60

- > **Impiego:** Per il taglio di trafilati pieni con spessore oltre 5 mm. Si consiglia l'uso con la lama sopra il pezzo da tagliare.
- Macchine:** Troncatrici con bloccaggio manuale o meccanico del pezzo.
- Caratteristiche:** Piano-trapezoidale con angolo di taglio negativo.
- Materiale:** Alluminio e metalli non ferrosi.
- > **Application:** To cut solid drawn products whose thickness exceeds 5 mm. It is recommendable to use it with the sawblade over the workpiece to be cut.
- Machines:** Mitre saws with manual or mechanical clamping of the piece.
- Features:** Flat-triple chip tooth with negative cutting angle.
- Material:** Aluminium and non-ferrous metals.

SUFFICIENTE SUFFICIENT	BUONO GOOD	OTTIMO EXCELLENT

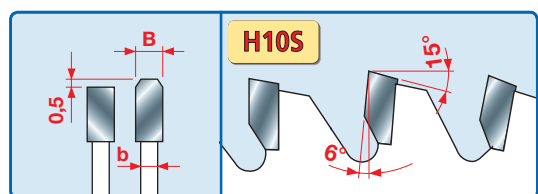

METALLI NON FERROSI
NON-FERROUS METALS



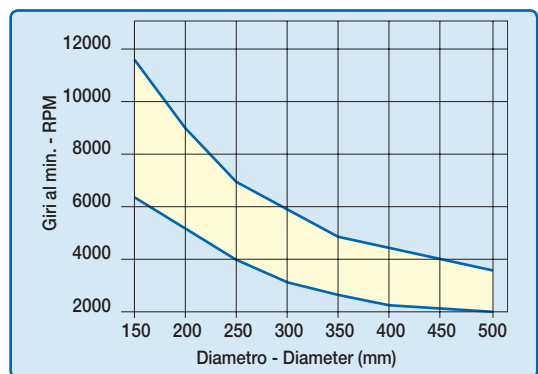

LU5D

HW - LAME PER IL TAGLIO DI METALLI NON FERROSI T.C.T. SAWBLADES TO CUT NON-FERROUS METALS

Rif. LU20M



CARATTERISTICHE DEL DENTE - TOOTH'S FEATURES



Fascia del N. giri minimo e massimo consigliati in funzione del diametro della lama.
Minimum and maximum RPM based on the blade diameter.

D mm	B mm	b mm	d mm	Z	FORI TRASCINAMENTO PIN HOLES	CODICE CODE
160	2,8	2,2	20	42		LU5D 0100 ○
190	2,8	2,2	30	54		LU5D 0200 ○
200	2,8	2,2	30	60		LU5D 0300 ○
210	2,8	2,2	30	60		LU5D 0400 ○
216	2,8	2,2	30	60		LU5D 0500 ○
220	3,0	2,5	30	64	FT01	LU5D 0600 ○
230	3,0	2,5	30	64		LU5D 0700 ○
250	3,5	3,0	30	80	FT01	LU5D 0800 ●
250	3,5	3,0	32	80	2/11/63	LU5D 0900 ●
250	3,5	3,0	40	80	2/9/55+4/12/64	LU5D 1000 ○
275	3,5	3,0	40	84	2/9/55+4/12/64	LU5D 1100 ○
300	3,5	3,0	30	96	FT01	LU5D 1200 ●
300	3,5	3,0	32	96	2/11/63	LU5D 1300 ●
300	3,5	3,0	40	96	2/9/55+4/12/64	LU5D 1400 ○
330	3,5	3,0	30	104	FT01	LU5D 1500 ●
330	3,5	3,0	32	104	2/11/63	LU5D 1600 ○
350	3,5	3,0	30	108	FT01	LU5D 1700 ●
350	3,5	3,0	32	108	2/11/63	LU5D 1800 ●
350	3,5	3,0	40	108	2/9/55+4/12/64	LU5D 1900 ○
370	3,5	3,0	30	108		LU5D 2000 ○
370	3,5	3,0	50	108	4/15/80	LU5D 2100 ○
380	3,5	3,0	32	108	2/11/63	LU5D 2200 ○
400	3,5	3,0	30	120		LU5D 2300 ○
400	3,5	3,0	32	120	2/11/63	LU5D 2400 ●
400	3,5	3,0	40	120	2/15/80+2/12/64	LU5D 2500 ○
400	3,5	3,0	50	120	4/15/80	LU5D 2600 ○
420	4,0	3,2	30	120	2/11/70	LU5D 2700 ○
420	4,0	3,2	40	120		LU5D 2800 ○
450	4,0	3,2	30	128		LU5D 2900 ○
450	4,0	3,2	32	128	2/11/63	LU5D 3000 ○
450	4,0	3,2	40	128	2/15/80+2/12/64	LU5D 3100 ○
450	4,0	3,2	50	128	4/15/80	LU5D 3200 ○
500	4,0	3,2	30	140		LU5D 3300 ○
500	4,0	3,2	32	140	2/11/63	LU5D 3400 ○
500	4,0	3,2	50	140	4/15/80	LU5D 3500 ○

FT01= 2/7/42 + 2/9/46,4 + 2/10/60

- > **Impiego:** Per il taglio di profilati e tubolari con spessore fino a 5 mm. Si consiglia l'uso con la lama sopra il pezzo da tagliare.
- Macchine:** Troncatrici con bloccaggio manuale o meccanico del pezzo.
- Caratteristiche:** Piano-trapezoidale con angolo di taglio negativo.
- Materiale:** Alluminio e metalli non ferrosi.
- > **Application:** To cut drawn products and tubes whose thickness exceeds 5 mm. It is recommendable to use it with the sawblade over the workpiece to be cut.
- Machines:** Mitre saws with manual or mechanical clamping of the piece.
- Features:** Flat-triple chip tooth with negative cutting angle.
- Material:** Aluminium and non-ferrous metals.

METALLI
NON FERROSI
NON-FERROUS
METALS

SUFFICIENTE SUFFICIENT	BUONO GOOD	OTTIMO EXCELLENT

freud



DISPONIBILE A MAGAZZINO - STOCK ITEMS




PROSSIMAMENTE A MAGAZZINO - COMING SOON

LU5E

HW - LAME PER IL TAGLIO DI METALLI NON FERROSI T.C.T. SAWBLADES TO CUT NON-FERROUS METALS

Rif. LU38M



D mm	B mm	b mm	d mm	Z	FORI TRASCINAMENTO PIN HOLES	CODICE CODE
250	2,8	2,2	30	100	FT01	LU5E 0100 ○
250	2,8	2,2	32	100	2/11/63	LU5E 0200 ●
255	2,8	2,2	25,4	100		LU5E 0300 ●
255	2,8	2,2	25,4	120		LU5E 0400 ●
300	3,0	2,5	30	100	FT01	LU5E 0500 ○
300	3,0	2,5	30	120	FT01	LU5E 0700 ●
300	3,0	2,5	32	120	2/11/63	LU5E 0800 ●
305	3,0	2,5	25,4	120		LU5E 0600 ●
350	3,0	2,5	30	100	FT01	LU5E 0900 ●
350	3,0	2,5	32	100	2/11/63	LU5E 1000 ○
350	3,0	2,5	30	120	FT01	LU5E 1100 ●
350	3,0	2,5	32	120	2/11/63	LU5E 1200 ○

FT01= 2/7/42 + 2/9/46,4 + 2/10/60

> **Impiego:** Per il taglio di profilati speciali come tubolari e similari con spessore di parete ultrasottile. Lo spessore ridotto consente di ottenere un ottimo grado di finitura di taglio, senza scheggiature ed ottimizza l'impiego anche su macchine a bassa potenza.

Macchine: Troncatrici con bloccaggio meccanico del pezzo.

Caratteristiche: Piano-trapezoidale con angolo di taglio positivo.

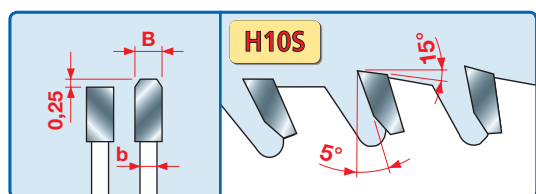
Materiale: Alluminio, metalli non ferrosi.

> **Application:** To cut special drawn products, such as tubes and similar products having ultra-thin walls. The reduced thickness allows an excellent cutting finish, without splintering, and optimises its employment in low-power machines, too.

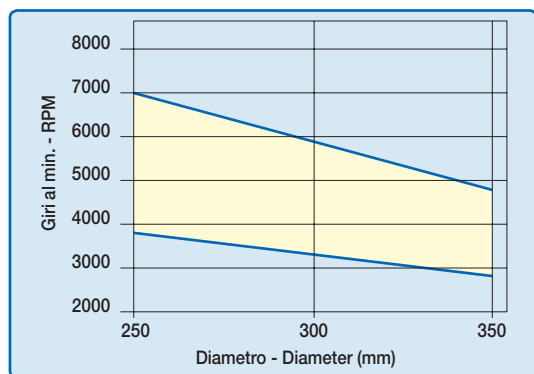

Machines: Mitre saws with mechanical clamping of the piece.

Features: Flat-triple chip tooth with positive cutting angle.

Material: Aluminium, non-ferrous metals.



CARATTERISTICHE DEL DENTE - TOOTH'S FEATURES



Fascia del N. giri minimo e massimo consigliati in funzione del diametro della lama.

Minimum and maximum RPM based on the blade diameter.

SUFFICIENTE SUFFICIENT	BUONO GOOD	OTTIMO EXCELLENT

METALLI NON FERROSI
NON-FERROUS METALS

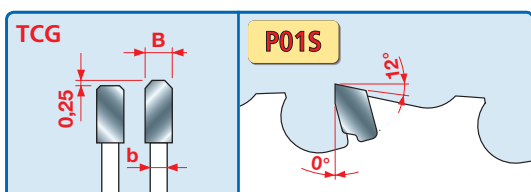


LU6A

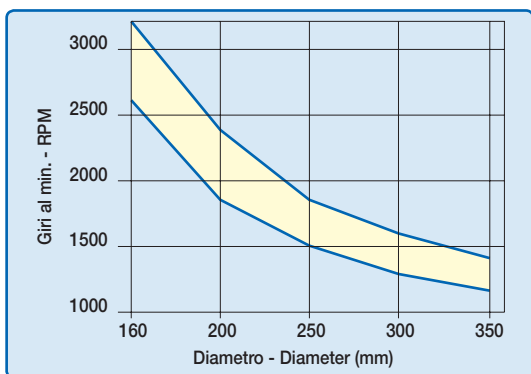

HW - LAME PER IL TAGLIO DI MATERIALI FERROSI T.C.T. SAWBLADES TO CUT FERROUS MATERIALS



D mm	B mm	b mm	d mm	Z	FORI TRASCINAMENTO PIN HOLES	CODICE CODE
160	2,0	1,6	20	30		LU6A 0100 ○
184	2,0	1,6	15,88	48		LU6A 0200 ○
190	2,0	1,6	30	38		LU6A 0300 ○
210	2,0	1,6	30	40		LU6A 0400 ○
216	2,0	1,6	30	40		LU6A 0500 ○
230	2,2	1,8	30	48		LU6A 0600 ○
230	2,2	1,8	25,4	48		LU6A 0700 ○
250	2,4	2,0	30	48	FT01	LU6A 0800 ○
255	2,4	2,0	25,4	50		LU6A 0900 ○
255	2,4	2,0	25,4	60		LU6A 1000 ○
300	2,6	2,2	30	60	FT01	LU6A 1700 ○
300	2,6	2,2	30	80	FT01	LU6A 1800 ○
305	2,6	2,2	25,4	60		LU6A 1100 ○
305	2,6	2,2	25,4	80		LU6A 1200 ○
350	2,6	2,2	30	72	FT01	LU6A 1300 ○
350	2,6	2,2	30	90	FT01	LU6A 1400 ○
355	2,6	2,2	25,4	72		LU6A 1500 ○
355	2,6	2,2	25,4	90		LU6A 1600 ○



CARATTERISTICHE DEL DENTE - TOOTH'S FEATURES



Fascia del N. giri minimo e massimo consigliati in funzione del diametro della lama.
Minimum and maximum RPM based on the blade diameter.

FT01 = 2/7/42 + 2/9/46,4 + 2/10/60

> **Impiego:** Per il taglio di profilati e tubolari con spessore fino a 4 mm con taglio a secco (senza lubrificanti).

Machines: Troncatrici con avanzamento manuale.

Caratteristiche: Dentatura piano-trapezoidale.

Materiale: Per metalli ferrosi e acciaio dolce.

ATTENZIONE: Le lame sopra non sono indicate per tagliare i seguenti materiali:

- Metalli non ferrosi (alluminio, rame, ottone ecc.)
- Legno, vetro, conglomerati, ecc.

Assicurarsi che i pezzi da tagliare siano saldamente bloccati.

> **Application:** To cut drawn products and tubes with a thickness up to 4 mm, dry cut (without lubricants).

Machines: Mitre saws with manual feed.

Features: Flat-triple chip tooth.

Material: For ferrous metals and soft steel.

WARNING: The above-mentioned sawblades are not suitable to cut the following materials:

- Non-ferrous metals (aluminium, copper, brass, etc.)
- Wood, glass, concrete, etc.

Make sure that the workpieces to be cut are well fastened.

SUFFICIENTE SUFFICIENT	BUONO GOOD	OTTIMO EXCELLENT

METALLI FERROSI
FERROUS METALS



freud



DISPONIBILE A MAGAZZINO - STOCK ITEMS



PROSSIMAMENTE A MAGAZZINO - COMING SOON

BL15M BL20M

BUSSOLE DI RIDUZIONE RETTIFICATE PER LAME CIRCOLARI STANDARD REDUCTION RINGS FOR SAWBLADES

D mm	B mm	d mm	CODICE CODE
20	1,5	16	BL15M20160
30	1,5	16	BL15M30160
30	1,5	20	BL15M30200
30	1,5	25	BL15M30250

D mm	B mm	d mm	CODICE CODE
30	2,0	16	BL20M30160
30	2,0	20	BL20M30200
30	2,0	25	BL20M30250
32	2,0	30	BL20M32300

OPT06

CHIAVETTE STANDARD STANDARD KEYWAYS

D mm	B mm	CODICE CODE
10	5	OPT06 AA9
12	5	OPT06 BA9
12,5	4	OPT06 CA9
13	5	OPT06 DA9
15	5	OPT06 EA9
17	5	OPT06 FA9
18	5	OPT06 GA9
21	5	OPT06 HA9

OPT07

CHIAVETTE SPECIALI SPECIAL KEYWAYS

CODICE CODE
OPT07 AA9

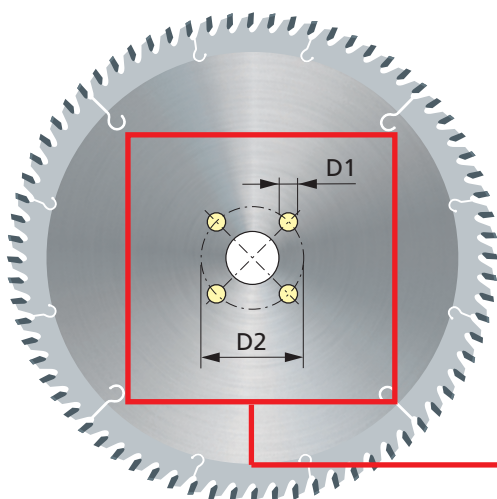
OPT08

ALLARGATURA FORO LAME SPECIAL REBORING

CODICE CODE
OPT08 AA9

OPTFO

FORI DI TRASCINAMENTO LAME SAFETY PIN HOLES FOR SAWS



NUMERO DI FORI NUMBER OF HOLES	CODICE CODE
1	OPTFO AA9
2	OPTFO AB9
3	OPTFO AC9
4	OPTFO AD9
5	OPTFO AE9
6	OPTFO AF9
7	OPTFO AG9
8	OPTFO AM9
10	OPTFO AH9

- > INDICARE IL N. DI FORI, IL LORO DIAMETRO (D1) E L'INTERASSE (D2).
- > SPECIFY NO. OF PIN HOLES, DIAMETER (D1) AND PCD (D2).